

دائرة الأراضي والأموال
Land Department



Real Estate Transactions

2015-2021

التصرفات
العقارية



Yearwise Breakdown of Transactions

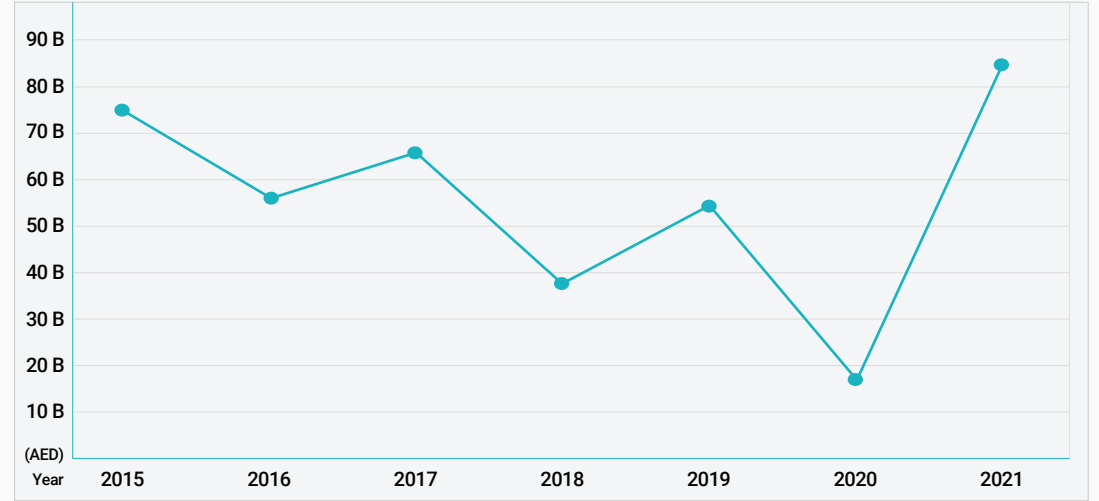
معاملات مفصلة بالاعوام

Yearwise Breakdown of Transactions

First Sale

البيع الاول

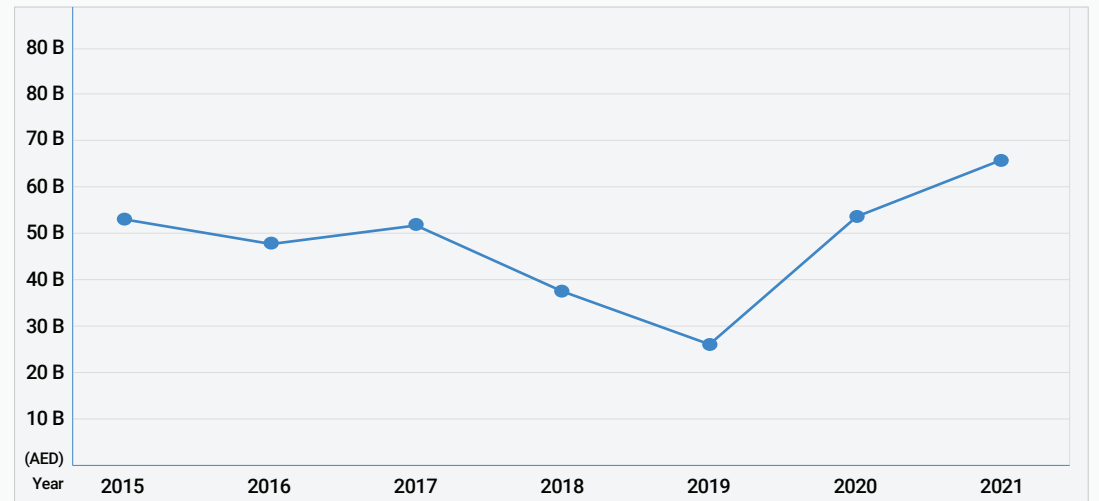
Year	# of Transactions	Worth (in AED)
2021	36,491	84,313,341,751
2020	10,096	18,495,383,501
2019	27,972	54,577,811,312
2018	21,015	39,414,030,348
2017	30,969	66,745,492,849
2016	23,963	57,485,750,079
2015	28,907	75,217,519,435



Resale

إعادة البيع

Year	# of Transactions	Worth (in AED)
2021	24,434	66,313,029,862
2020	25,245	53,807,951,210
2019	12,041	26,199,475,178
2018	12,864	37,382,922,861
2017	17,207	51,132,763,630
2016	18,040	48,891,626,557
2015	18,726	52,710,261,385

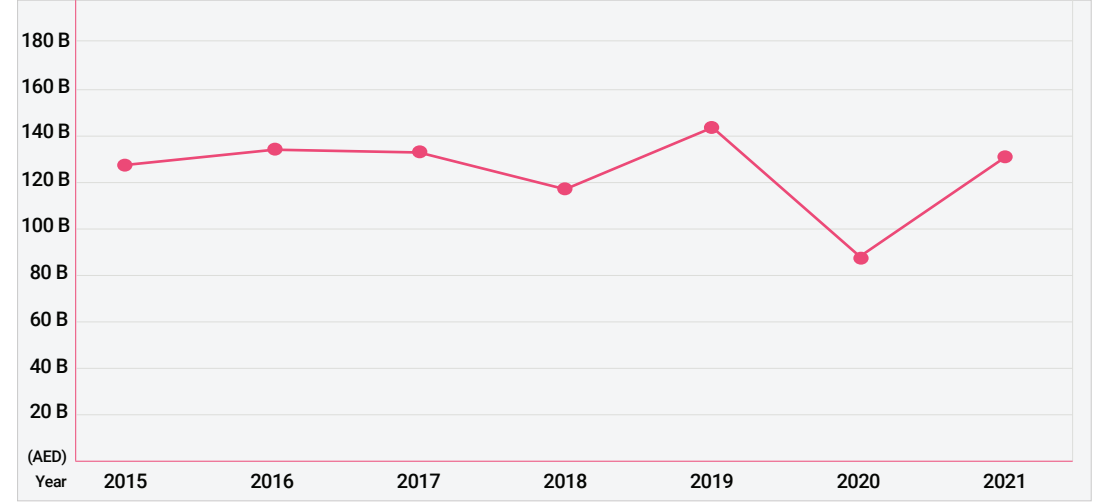


Yearwise Breakdown of Transactions

Mortgage

الرهن

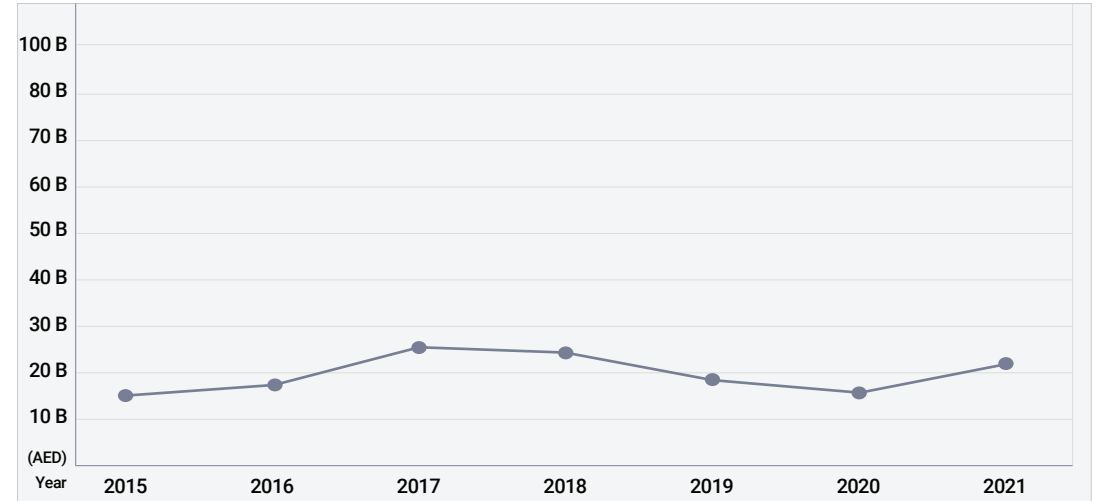
Year	# of Transactions	Worth (in AED)
2021	19,507	128,307,680,203
2020	12,957	88,184,511,443
2019	12,492	142,206,473,948
2018	13,960	119,120,775,727
2017	15,538	132,387,739,393
2016	14,397	136,801,995,292
2015	14,059	126,105,696,666



Gift

الهبة

Year	# of Transactions	Worth (in AED)
2021	3,550	21,009,048,477
2020	3,032	15,126,412,279
2019	3,766	19,208,439,048
2018	4,187	24,088,034,863
2017	2,856	25,005,126,679
2016	1,851	18,947,341,330
2015	1,946	15,803,167,751



دائرة الأراضي والأملاك
Land Department



www.dubailand.gov.ae